

HOME

TESTING

CASES

HOSPITALIZATION

DEATHS

### COVID-19 in South Carolina

As of 11:59 PM on 8/24/2021

Deaths

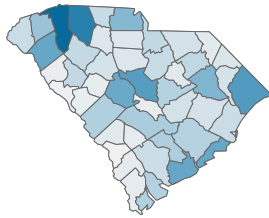
10,413

Percent of Deaths with Comorbid Conditions

64.8%

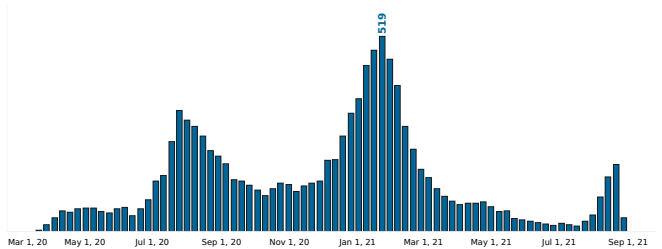
[Go to Comorbidity Details](#)

Reported Deaths due to COVID-19, by County  
County: All



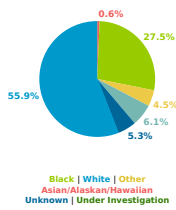
Count 15 | 1,076

Reported COVID-19 Deaths, by Week of Date of Death

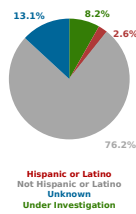


County Displayed: **South Carolina** | Dates Displayed: 3/4/2020 to 8/24/2021  
*Note: Data is suppressed for fewer than 5 cases*

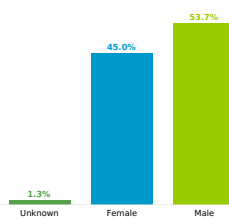
Reported COVID-19 Deaths, by Race  
All



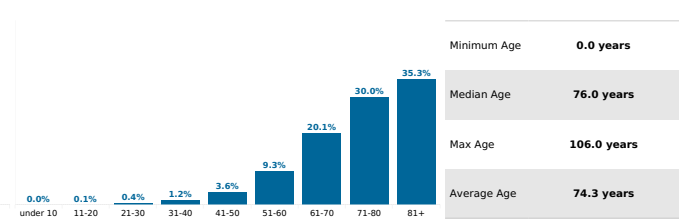
Reported COVID-19 Deaths, by Race  
All



Reported COVID-19 Cases, by Sex  
All



Reported COVID-19 Cases, by Age Group & Age Related Information



Minimum Age	0.0 years
Median Age	76.0 years
Max Age	106.0 years
Average Age	74.3 years